

**Part 1 – Greetings and identification**





	Activities
The teacher greets the pupils and asks questions about name, spelling, age, country and nationality.	<p>Hello / Hi / Good morning.</p> <p>What's your name?</p> <p>How old are you? (10/11/12)</p> <p>Can you spell <b>ten</b> / eleven / twelve, please?</p> <p>Where are you from? (Are you from Australia?)</p> <p>What's your nationality? (Are you Portuguese?)</p>

**Part 2 – Giving information about colleagues**

Teacher asks the pupils to answer some questions about their colleagues.	<p>What's his / her name?</p> <p>How old is he / she?</p> <p>Where is he / she from?</p> <p>What's his / her nationality?</p>	<p>... (name)</p> <p>His / /her name is ...</p> <p>... / years old</p> <p>He / she is ... (years old).</p> <p>Portugal</p> <p>He / she is from ...</p> <p>Portuguese</p> <p>He / she is ...</p>
--	---	---

### Part 3 – Describing people

	Questions	Answers
Teacher asks the pupils to describe one another, using the given vocabulary.	What does he / she look like?	He / she is ...
	What is he / she like?	He / she has got ... He / she wears... He / she is ...

 He is  She is	short / medium height / tall
He has got / she has got	short curly brown hair medium length wavy brown hair long straight light brown hair dark brown hair blond hair black hair
 His eyes are    /  Her eyes are	blue green brown black
He wears / she wears	(pink / red / black / blue) glasses
He is / she is	... and .... (Choose 2 adjectives) calm / pretty / funny / shy / handsome / beautiful / friendly / intelligent / nervous / generous / noisy / cool / ...